


## A. Getting Started



- Quick Start Guide (this document)
- DVD
- USB cable
- CP2112 evaluation board (pictured)

The CP2112 Evaluation Kit contains the following interface:

The CP2112 HID USB to SMBus/I<sup>2</sup>C smart-interface family provides a simple solution for connecting I<sup>2</sup>C peripheral-based designs to USB using a minimum of components and PCB space without needing to install or certify a driver. The CP2112 devices include a USB 2.0 full-speed function controller, USB transceiver, oscillator, One-Time Programmable ROM, and one SMBus/I<sup>2</sup>C

# CP2112 HID USB to SMBus/I<sup>2</sup>C EVALUATION KIT QUICK-START GUIDE



### EVALUATION BOARD/KIT IMPORTANT NOTICE

Silicon Laboratories Inc. and its affiliated companies ("Silicon Labs") provides the enclosed evaluation board/kit to the user ("User") under the following conditions:

This evaluation board/kit ("EVB/Kit") is intended for use for ENGINEERING DEVELOPMENT, TESTING, DEMONSTRATION, OR EVALUATION PURPOSES ONLY and is not a finished end-product fit for general consumer use. ANY OTHER USE, RESALE, OR REDISTRIBUTION FOR ANY OTHER PURPOSE IS STRICTLY PROHIBITED. This EVB/Kit is not intended to be complete in terms of required design-, marketing-, and/or manufacturing-related protective considerations, including product safety and environmental measures typically found in end products that incorporate such semiconductor components or circuit boards. As such, persons handling this EVB/Kit must have electronics training and observe good engineering practice standards. As a prototype not available for commercial reasons, this EVB/Kit does not fall within the scope of the European Union directives regarding electromagnetic compatibility, restricted substances (RoHS), recycling (WEEE), FCC, CE or UL, and therefore may not meet the technical requirements of these directives or other related directives.

Should this EVB/Kit not meet the specifications indicated in the User's Guide, the EVB/Kit may be returned within 30 days from the date of delivery for a full refund. THE FOREGOING WARRANTY IS THE EXCLUSIVE WARRANTY MADE BY SILICON LABS TO USER, IS USER'S SOLE REMEDY, AND IS IN LIEU OF ALL OTHER WARRANTIES, EXPRESSED, IMPLIED, OR STATUTORY, INCLUDING ANY WARRANTY OF MERCHANTABILITY, NON-INFRINGEMENT, DESIGN, WORKMANSHIP, OR FITNESS FOR ANY PARTICULAR PURPOSE.

User assumes all responsibility and liability for proper and safe handling of the EVB/Kit. Further, User indemnifies Silicon Labs from all claims arising from User's handling or use of the EVB/Kit. Due to the open construction of the EVB/Kit, it is User's responsibility to take any and all appropriate precautions with regard to electrostatic discharge.

EXCEPT TO THE EXTENT OF THE INDEMNITY SET FORTH ABOVE, NEITHER PARTY SHALL BE LIABLE TO THE OTHER FOR ANY INDIRECT, SPECIAL, INCIDENTAL, OR CONSEQUENTIAL DAMAGES.

Neither Silicon Labs nor User is obligated to perform any activities or conduct any business as a consequence of using the EVB/Kit, and neither party is entitled to any form of exclusivity with respect to the EVB/Kit.

Silicon Labs assumes no liability for applications assistance, customer product design, software performance, or infringement of patents or services described herein.

Please read the User's Guide and, specifically, the Warnings and Restrictions notice in the User's Guide prior to handling the EVB/Kit. This notice contains important safety information about temperatures and voltages. For additional environmental and/or safety information, please contact a Silicon Labs applications engineer or visit [www.silabs.com/support/quality](http://www.silabs.com/support/quality).

No license is granted under any patent right or other intellectual property right of Silicon Labs covering or relating to any machine, process, or combination in which the EVB/Kit or any of its components might be or are used.

User's use of this EVB/Kit is conditioned upon acceptance of the foregoing conditions. If User is unwilling to accept these conditions, User may request a refund and return the EVB/Kit to Silicon Labs in its original condition, unopened, with the original packaging and all documentation to:

Mailing Address:  
400 W. Cesar Chavez  
Austin, TX 78701

**1** Insert the DVD included in the kit to install the CP2112-related software. The latest version of this installer can also be downloaded from the website by navigating to [www.silabs.com/CP2112EK](http://www.silabs.com/CP2112EK) and clicking on the **Download** link for the appropriate operating system.

**OR**

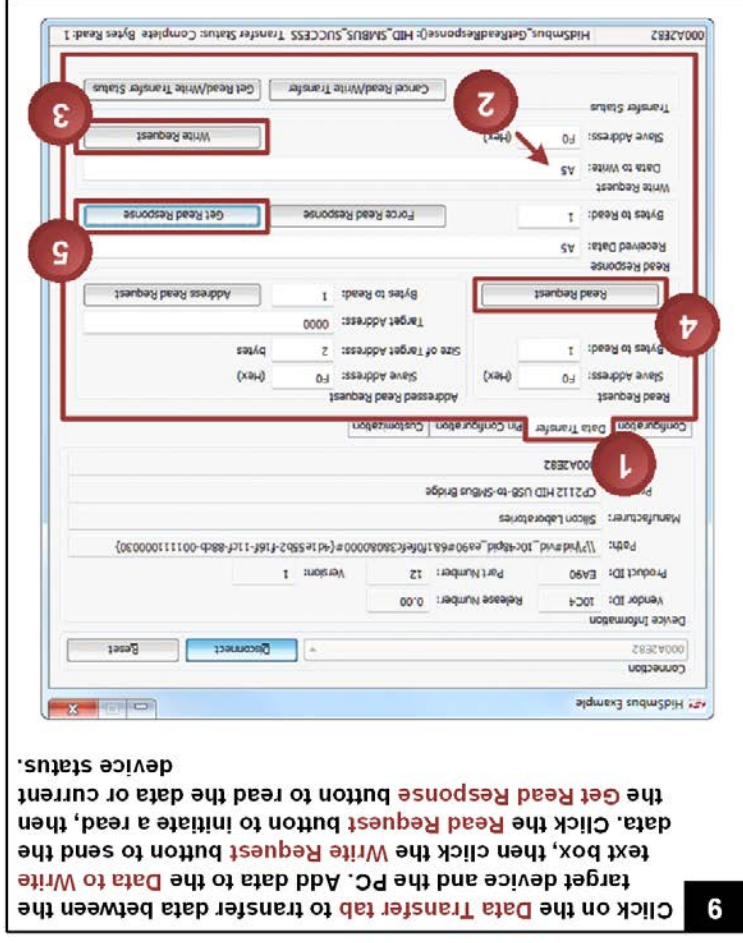
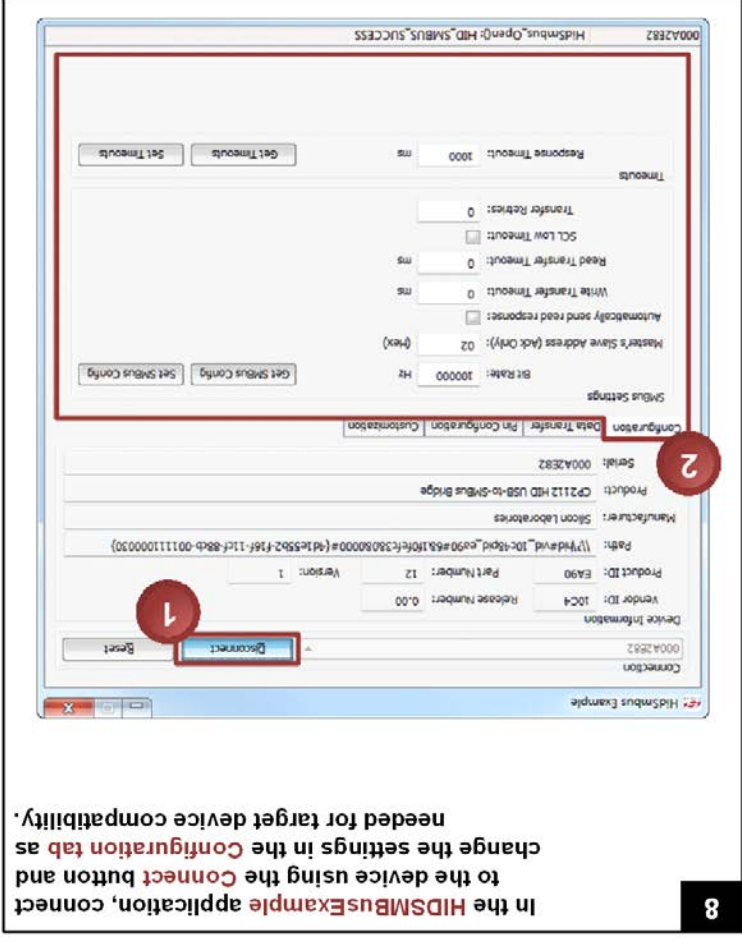
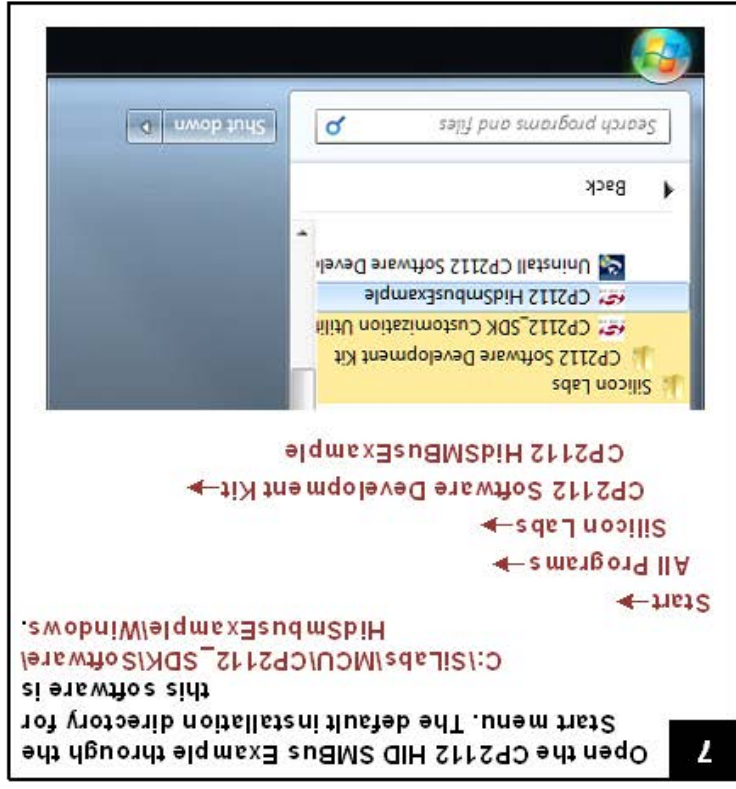

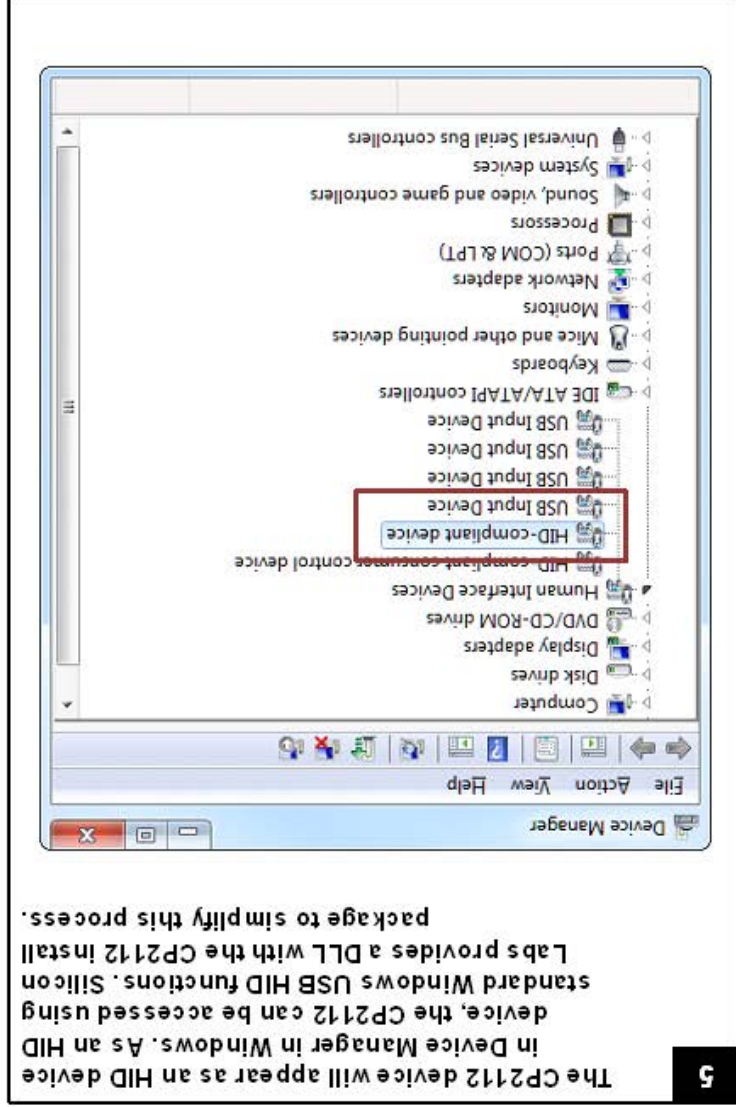
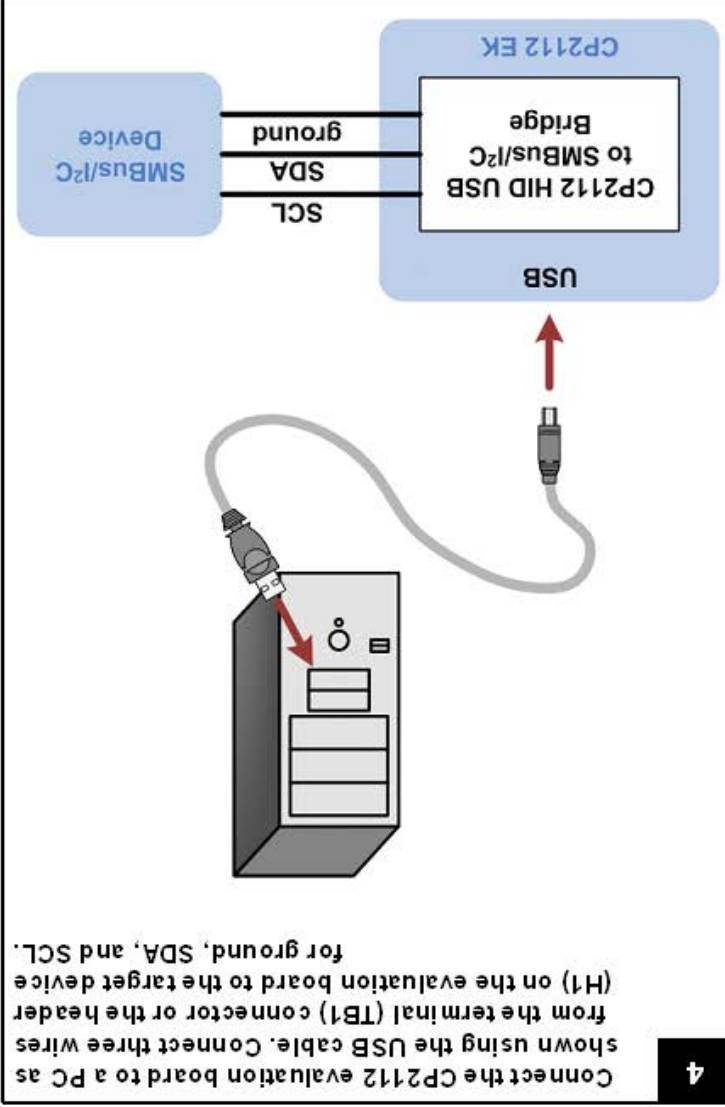
<http://www.silabs.com/CP2112EK>

**2** Inserting the DVD will open the kit selection screen. Navigate the menus to launch the correct installer. If downloading the installer from the website, run the installer from the download location.

**Note: Windows installation process shown.**

**3** Click on **Next**, accept the license agreement, and complete the installer steps. The installer may prompt to restart the PC when installation completes.





## B. Relevant Documentation

- Application Notes:  
[www.silabs.com/interface-appnotes](http://www.silabs.com/interface-appnotes)
- AN721: CP210X/CP211X Device Customization Guide
  - AN496: CP2112 HID-to-SMBus API Specification
  - AN495: CP2112 Interface Specification

Device Information:  
<http://www.silabs.com/smartinterface>

Data Sheets:  
<http://www.silabs.com/smartinterface>

Users Guides  
<http://www.silabs.com/smartinterface>

MCU Knowledge Base:  
[www.silabs.com](http://www.silabs.com) → Support → Knowledge Base

Contact an Applications Engineer:  
[www.silabs.com](http://www.silabs.com) → Support → Contact Technical Support

Quality Documents:  
[www.silabs.com/quality](http://www.silabs.com/quality)

